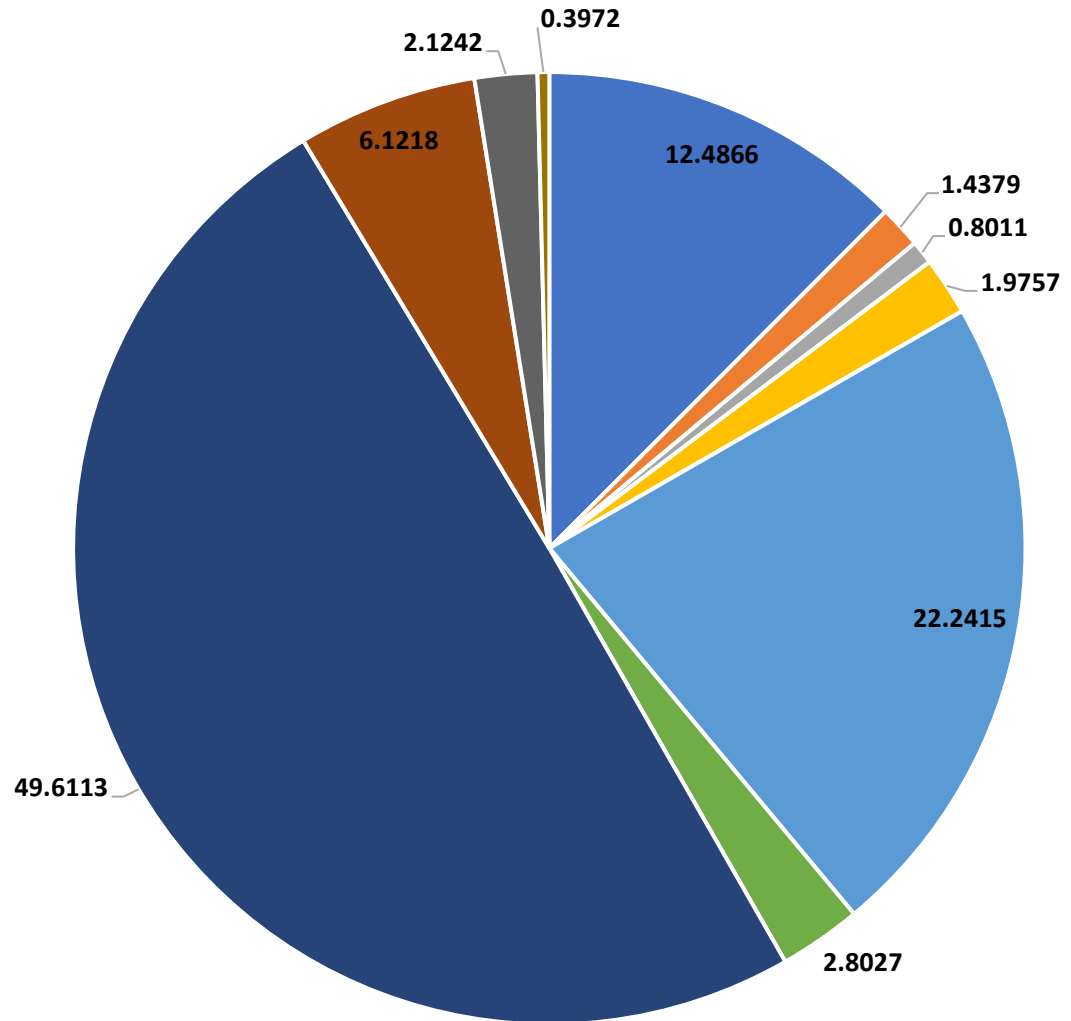


04/06 - Zuma
 Tax Year 2022
 Collection Year 2023

04/06 - ZUMA	% of Total	Rate	Per \$1,000
County Taxes	12.4866	1.1098	\$ 124.87
Forest Preserve	1.4379	0.1278	\$ 14.38
Zuma Twp.	0.8011	0.0712	\$ 8.01
Road & Bridge	1.9757	0.1756	\$ 19.76
Mun. East Moline	22.2415	1.9768	\$ 222.41
Public Library	2.8027	0.2491	\$ 28.03
School - 100 RVD	49.6113	4.4094	\$ 496.11
Blackhawk College	6.1218	0.5441	\$ 61.22
Metro- Transit	2.1242	0.1888	\$ 21.24
Multi-Twp. CC-ZU	0.3972	0.0353	\$ 3.97
Total	100%	8.8879	

- County Taxes
- Forest Preserve
- Zuma Twp.
- Road & Bridge
- Mun. East Moline
- Public Library
- School - 100 RVD
- Blackhawk College
- Metro- Transit
- Multi-Twp. CC-ZU

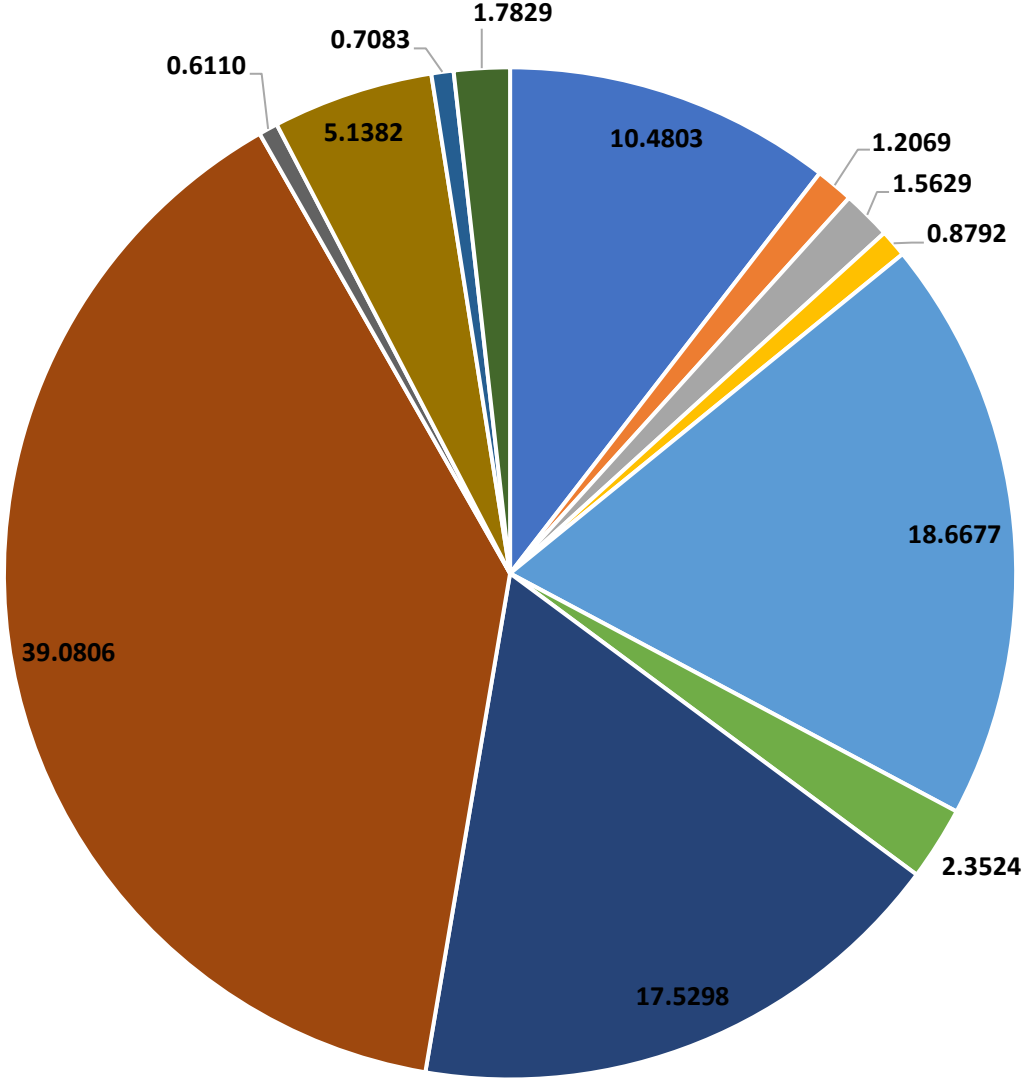


For Every \$1,000 a resident pays on their property tax bill, the City receives:
\$222.41

06/32 - Hampton
 Tax Year 2022
 Collection Year 2023

06/32 - Hampton	% of Total	Rate	Per \$1,000
County Taxes	10.4803	1.1098	\$ 104.80
Forest Preserve	1.2069	0.1278	\$ 12.07
Hampton Twp.	1.5629	0.1655	\$ 15.63
Road & Bridge	0.8792	0.0931	\$ 8.79
Mun. East Moline	18.6677	1.9768	\$ 186.68
Public Library	2.3524	0.2491	\$ 23.52
Dist. 30 UTHS	17.5298	1.8563	\$ 175.30
Dist. 37 - EM	39.0806	4.1384	\$ 390.81
Metro Airport Authority	0.6110	0.0647	\$ 6.11
Blackhawk College	5.1382	0.5441	\$ 51.38
Illini Hospital	0.7083	0.0750	\$ 7.08
Metro-Transit	1.7829	0.1888	\$ 17.83
Total	100%	10.5894	

- County Taxes
- Forest Preserve
- Hampton Twp.
- Road & Bridge
- Mun. East Moline
- Public Library
- Dist. 30 UTHS
- Dist. 37 - EM
- Metro Airport Authority
- Blackhawk College
- Illini Hospital
- Metro-Transit

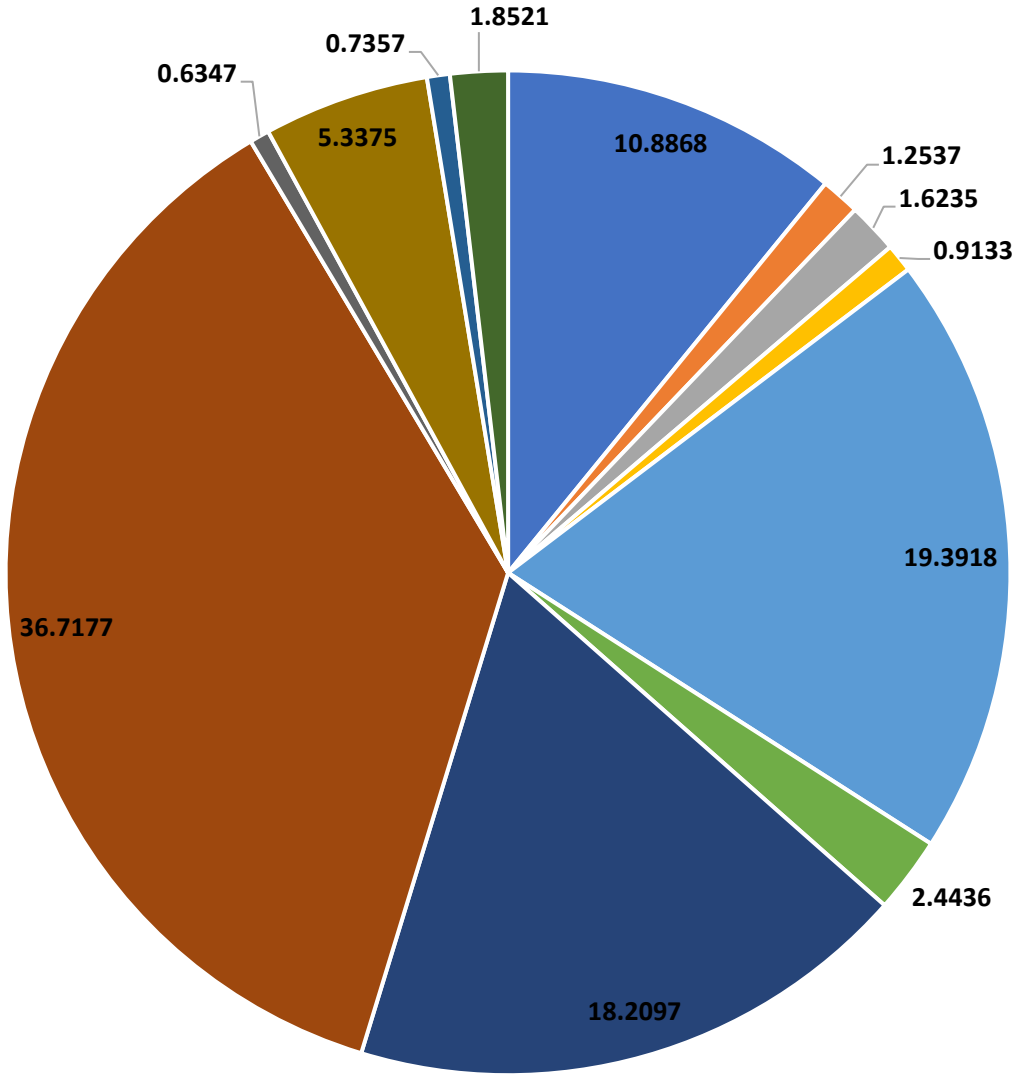


For Every \$1,000 a resident pays on their property tax bill, the City receives:
\$186.68

06/37 - Hampton
 Tax Year 2022
 Collection Year 2023

06/37 - Hampton	% of Total	Rate	Per \$1,000
County Taxes	10.8868	1.1098	\$ 108.87
Forest Preserve	1.2537	0.1278	\$ 12.54
Hampton Twp.	1.6235	0.1655	\$ 16.24
Road & Bridge	0.9133	0.0931	\$ 9.13
Mun. East Moline	19.3918	1.9768	\$ 193.92
Public Library	2.4436	0.2491	\$ 24.44
Dist. 30 UTHS	18.2097	1.8563	\$ 182.10
Dist. 34 Silvis	36.7177	3.7430	\$ 367.18
Metro Airport Authority	0.6347	0.0647	\$ 6.35
Blackhawk College	5.3375	0.5441	\$ 53.37
Illini Hospital	0.7357	0.0750	\$ 7.36
Metro-Transit	1.8521	0.1888	\$ 18.52
Total	100%	10.1940	

- County Taxes
- Forest Preserve
- Hampton Twp.
- Road & Bridge
- Mun. East Moline
- Public Library
- Dist. 30 UTHS
- Dist. 34 Silvis
- Metro Airport Authority
- Blackhawk College
- Illini Hospital
- Metro-Transit

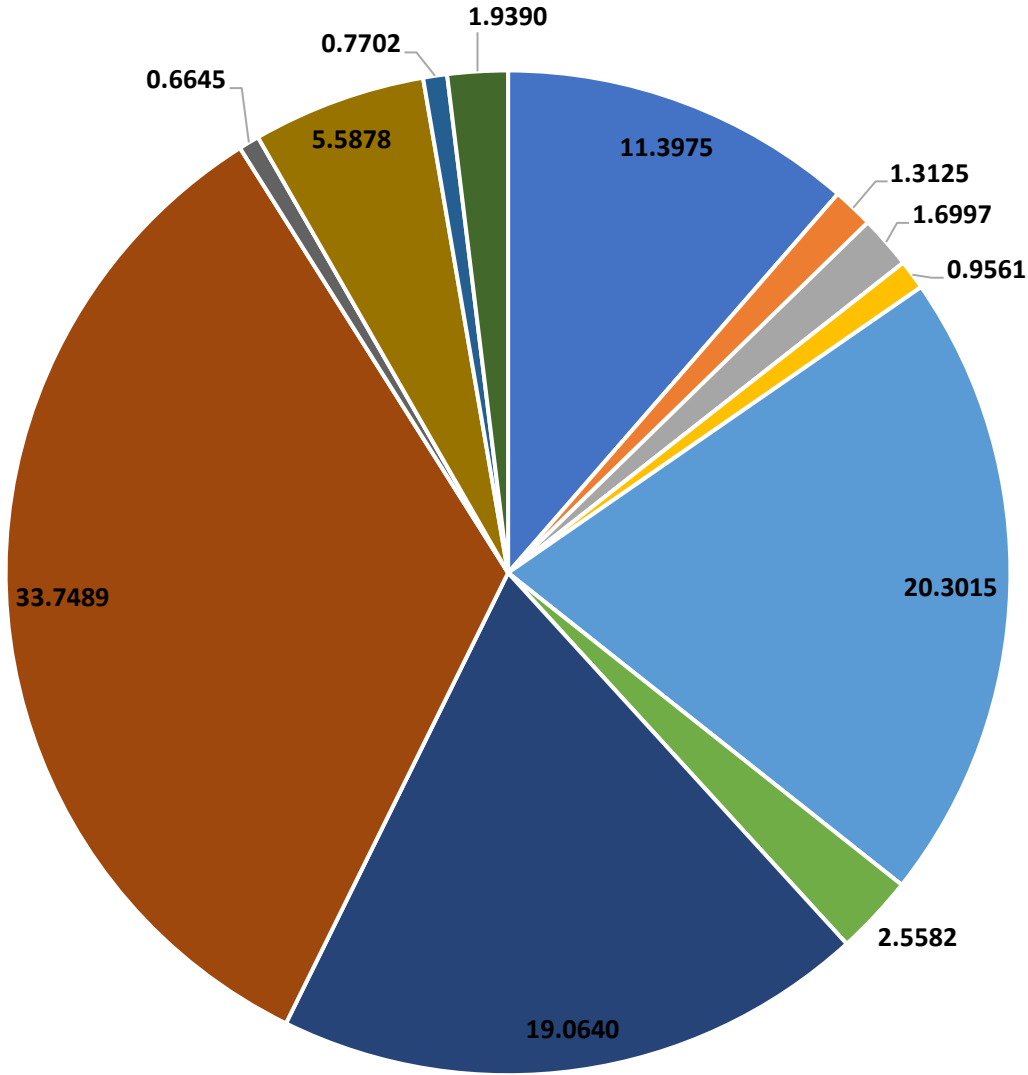


For Every \$1,000 a resident pays on their property tax bill, the City receives:
\$193.92

06/44 - Hampton
 Tax Year 2022
 Collection Year 2023

06/44 - Hampton	% of Total	Rate	Per \$1,000
County Taxes	11.3975	1.1098	\$ 113.98
Forest Preserve	1.3125	0.1278	\$ 13.12
Hampton Twp.	1.6997	0.1655	\$ 17.00
Road & Bridge	0.9561	0.0931	\$ 9.56
Mun. East Moline	20.3015	1.9768	\$ 203.02
Public Library	2.5582	0.2491	\$ 25.58
Dist. 30 UTHS	19.0640	1.8563	\$ 190.64
Hampton Dist. 29	33.7489	3.2862	\$ 337.49
Metro Airport Authority	0.6645	0.0647	\$ 6.64
Blackhawk College	5.5878	0.5441	\$ 55.88
Illini Hospital	0.7702	0.0750	\$ 7.70
Metro-Transit	1.9390	0.1888	\$ 19.39
Total	100%	9.7372	

- County Taxes
- Forest Preserve
- Hampton Twp.
- Road & Bridge
- Mun. East Moline
- Public Library
- Dist. 30 UTHS
- Hampton Dist. 29
- Metro Airport Authority
- Blackhawk College
- Illini Hospital
- Metro-Transit

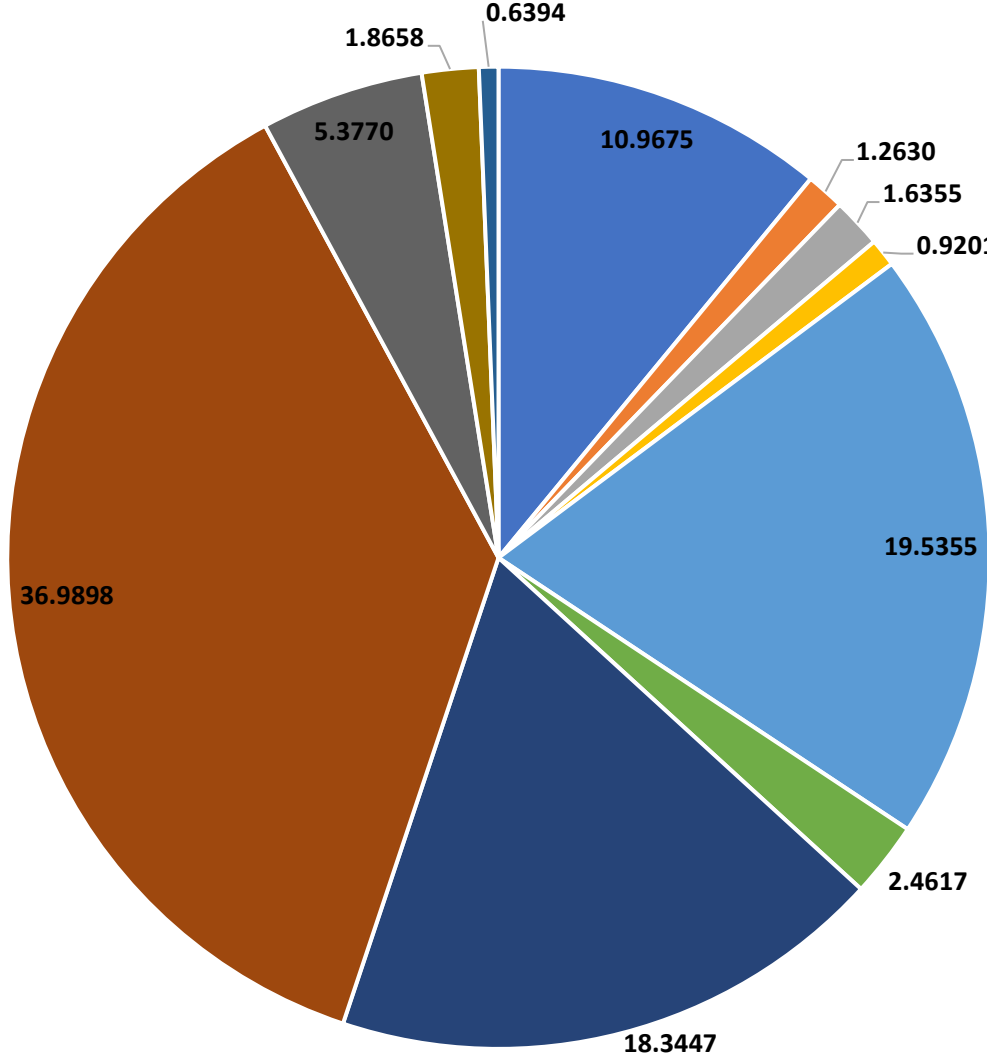


For Every \$1,000 a resident pays on their property tax bill, the City receives:
\$203.02

06/52 - Hampton
 Tax Year 2022
 Collection Year 2023

06/52 - Hampton	% of Total	Rate	Per \$1,000
County Taxes	10.9675	1.1098	\$ 109.67
Forest Preserve	1.2630	0.1278	\$ 12.63
Hampton Twp.	1.6355	0.1655	\$ 16.36
Road & Bridge	0.9201	0.0931	\$ 9.20
Mun. East Moline	19.5355	1.9768	\$ 195.36
Public Library	2.4617	0.2491	\$ 24.62
Dist. 30 UTHS	18.3447	1.8563	\$ 183.45
Dist. 34 Silvis	36.9898	3.7430	\$ 369.90
Blackhawk College	5.3770	0.5441	\$ 53.77
Metro- Transit	1.8658	0.1888	\$ 18.66
Metro Airport Authority	0.6394	0.0647	\$ 6.39
Total	100%	10.1190	

- County Taxes
- Forest Preserve
- Hampton Twp.
- Road & Bridge
- Mun. East Moline
- Public Library
- Dist. 30 UTHS
- Dist. 34 Silvis
- Blackhawk College
- Metro- Transit
- Metro Airport Authority

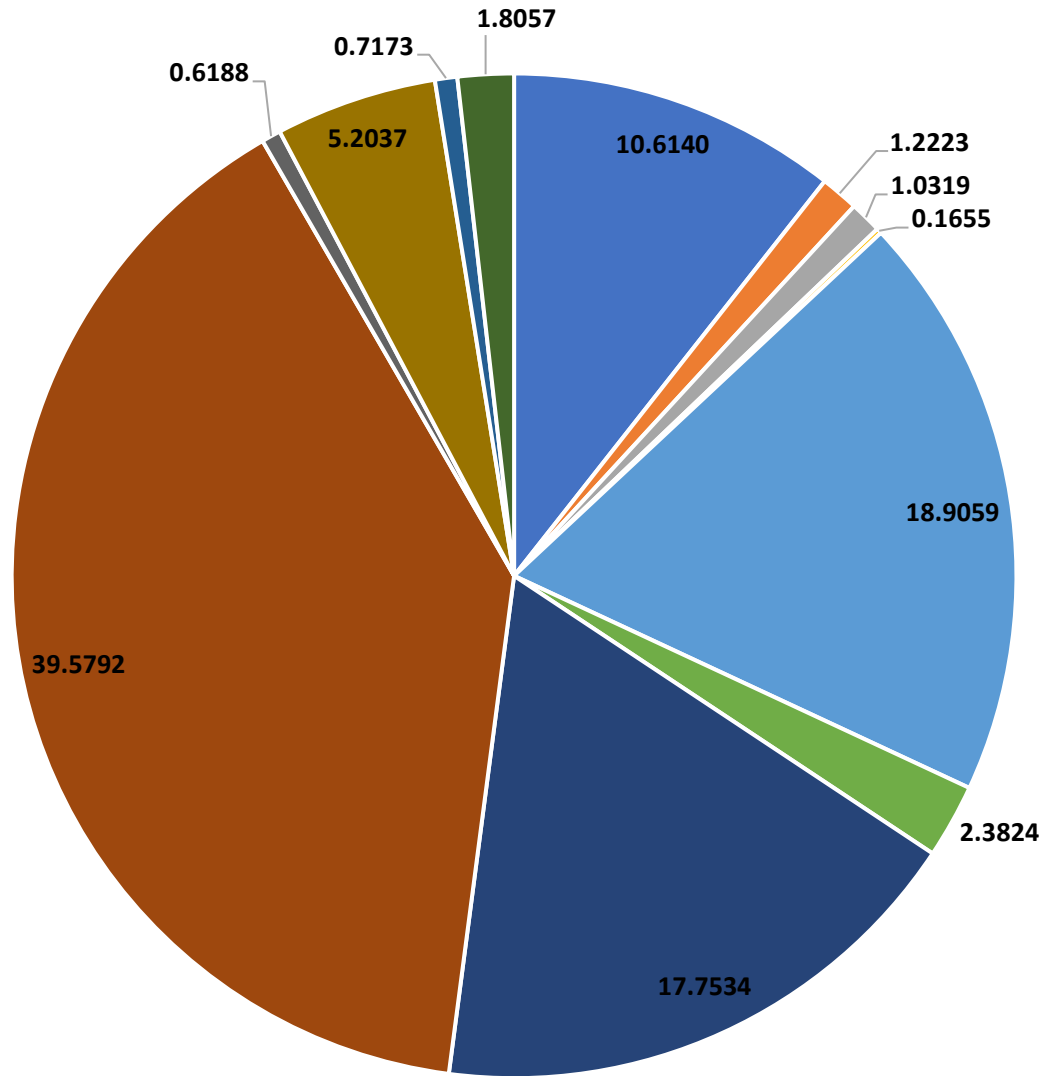


For Every \$1,000 a resident pays on their property tax bill, the City receives:
\$195.36

07/03 - South Moline
 Tax Year 2022
 Collection Year 2023

07/03 - South Moline	% of Total	Rate	Per \$1,000
County Taxes	10.6140	1.1098	\$ 106.14
Forest Preserve	1.2223	0.1278	\$ 12.22
South Moline Twp.	1.0319	0.1079	\$ 10.32
Road & Bridge	0.1655	0.0173	\$ 1.65
Mun. East Moline	18.9059	1.9768	\$ 189.06
Public Library	2.3824	0.2491	\$ 23.82
Dist. 30 UTHS	17.7534	1.8563	\$ 177.53
Dist. 37 EM	39.5792	4.1384	\$ 395.79
Metro Airport Authority	0.6188	0.0647	\$ 6.19
Blackhawk College	5.2037	0.5441	\$ 52.04
Illini Hospital	0.7173	0.0750	\$ 7.17
Metro-Transit	1.8057	0.1888	\$ 18.06
Total	100%	10.4560	

- County Taxes
- Forest Preserve
- South Moline Twp.
- Road & Bridge
- Mun. East Moline
- Public Library
- Dist. 30 UTHS
- Dist. 37 EM
- Metro Airport Authority
- Blackhawk College
- Illini Hospital
- Metro-Transit

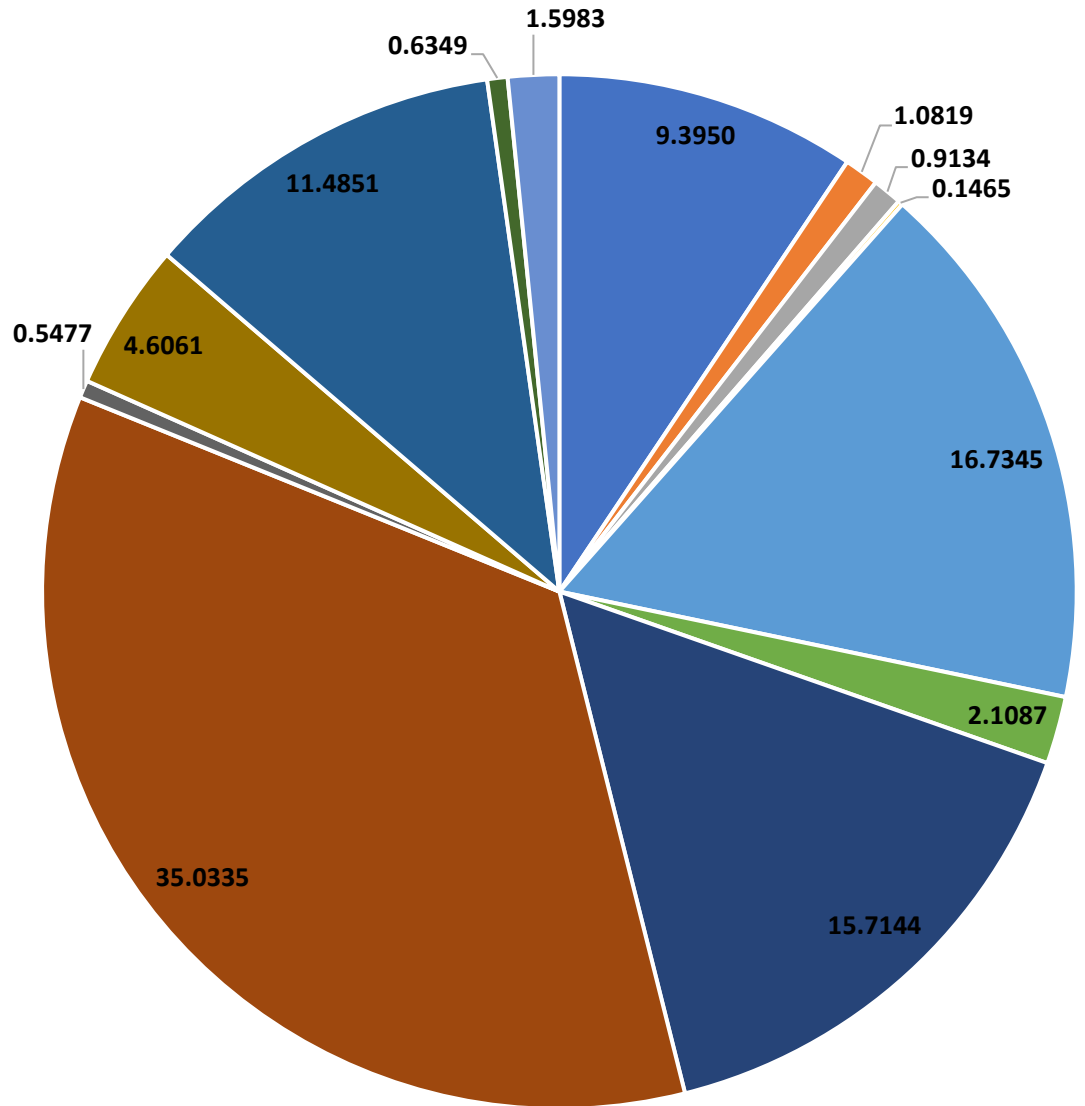


For Every \$1,000 a resident pays on their property tax bill, the City receives:
\$189.06

07/15 - South Moline
 Tax Year 2022
 Collection Year 2023

07/15 - South Moline	% of Total	Rate	Per \$1,000
County Taxes	9.3950	1.1098	\$ 93.95
Forest Preserve	1.0819	0.1278	\$ 10.82
South Moline Twp.	0.9134	0.1079	\$ 9.13
Road & Bridge	0.1465	0.0173	\$ 1.46
Mun. East Moline	16.7345	1.9768	\$ 167.35
Public Library	2.1087	0.2491	\$ 21.09
Dist. 30 UTHS	15.7144	1.8563	\$ 157.14
Dist. 37 EM	35.0335	4.1384	\$ 350.33
Metro Airport Authority	0.5477	0.0647	\$ 5.48
Blackhawk College	4.6061	0.5441	\$ 46.06
Special Service Area	11.4851	1.3567	\$ 114.85
Illini Hospital	0.6349	0.0750	\$ 6.35
Metro-Transit	1.5983	0.1888	\$ 15.98
Total	100%	11.8127	

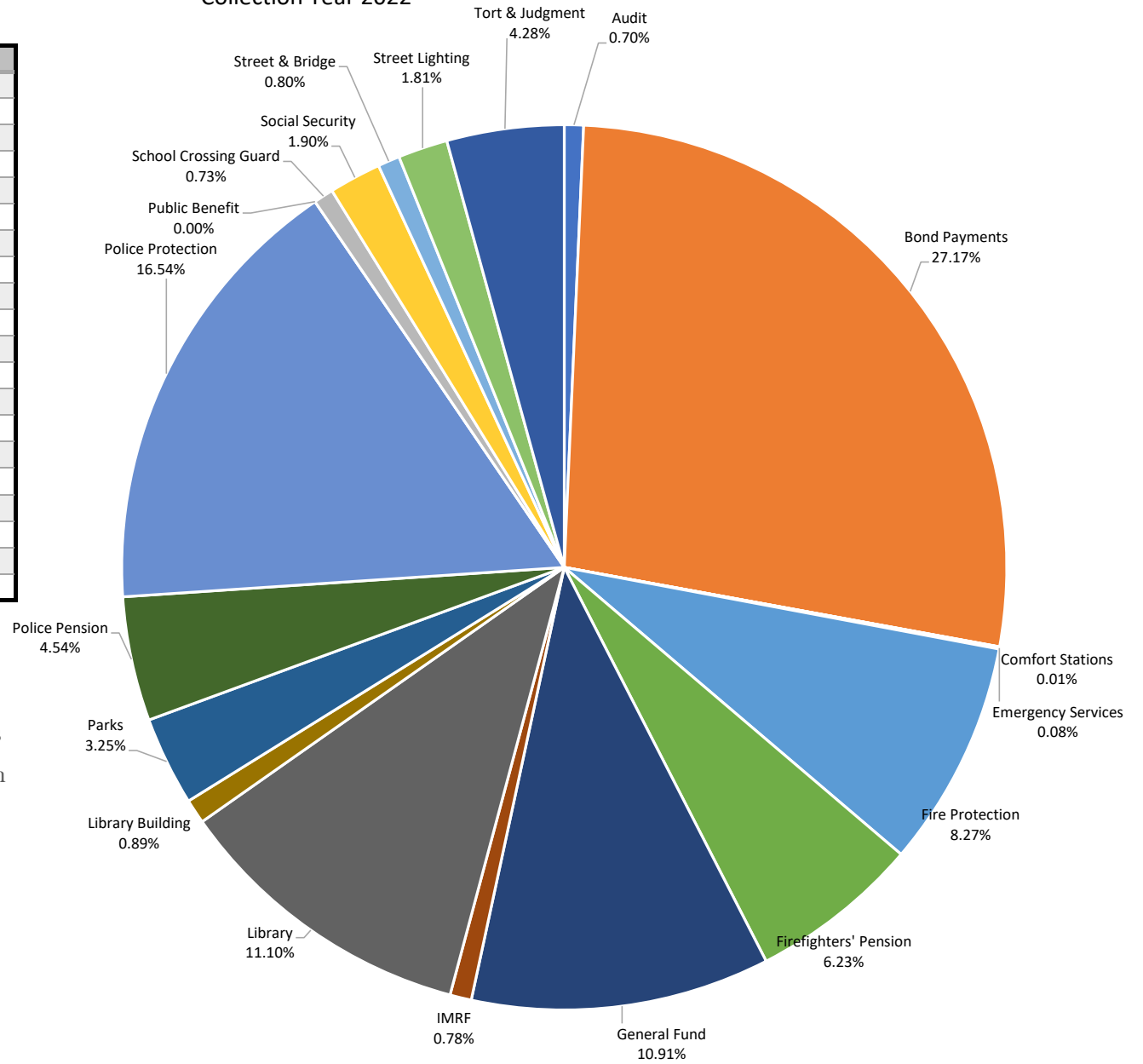
- County Taxes
- Forest Preserve
- South Moline Twp.
- Road & Bridge
- Mun. East Moline
- Public Library
- Dist. 30 UTHS
- Dist. 37 EM
- Metro Airport Authority
- Blackhawk College
- Special Service Area
- Illini Hospital
- Metro-Transit



For Every \$1,000 a resident pays on their property tax bill, the City receives:
\$167.35

City of East Moline - Property Tax Levy
 Tax Year 2021
 Collection Year 2022

Fund	Rate	Levy Amount	% of Total
Audit	0.0157	48,242	0.70%
Bond Payments	0.6097	1,873,449	27.17%
Comfort Stations	0.0002	615	0.01%
Emergency Services	0.0017	5,224	0.08%
Fire Protection	0.1856	570,301	8.27%
Firefighters' Pension	0.1398	429,569	6.23%
General Fund	0.2449	\$752,514	10.91%
IMRF	0.0176	54,080	0.78%
Library	0.2491	765,419	11.10%
Library Building	0.0200	61,455	0.89%
Parks	0.0729	224,003	3.25%
Police Pension	0.1019	313,112	4.54%
Police Protection	0.3711	1,140,294	16.54%
Public Benefit	0.0000	0	0.00%
School Crossing Guard	0.0163	50,086	0.73%
Social Security	0.0427	131,206	1.90%
Street & Bridge	0.0000	55,252	0.80%
Street Lighting	0.0407	125,061	1.81%
Tort & Judgment	0.0960	294,983	4.28%
	2.2259	6,894,864	100.00%



- Audit
- Bond Payments
- Comfort Stations
- Emergency Services
- Fire Protection
- Firefighters' Pension
- General Fund
- IMRF
- Library
- Library Building
- Parks
- Police Pension
- Police Protection
- Public Benefit
- School Crossing Guard
- Social Security
- Street & Bridge
- Street Lighting
- Tort & Judgment